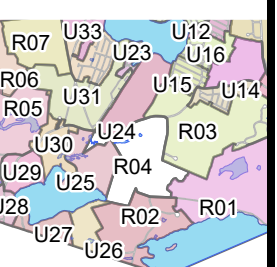
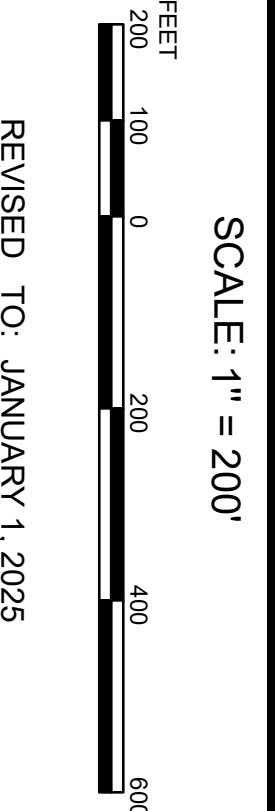
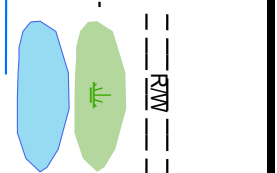


LEGEND  
R-3 RESIDENTIAL  
1:28 DRIVEWAY  
247.8 WETLANDS  
247.8 WATER BODY  
2 STREAMS



R-4

