

VIPER Wall

VPW1/VPW2/VPW3 LED WALLPACK

FEATURES

- Low profile LED wall luminaire with a variety of IES distributions for lighting applications such as retail, commercial and industrial building mount
- Featuring Strike and Micro Strike Optics which maximizes target zone illumination with minimal losses at the house-side, reducing light trespass issues
- Visual Comfort - Option for Size 2 and Size 3
- Control options including photo control, occupancy sensing, NX Distributed Intelligence™, and LightGRID+.
- Battery Backup options available for emergency code compliance
- Quick-mount adapter allows easy installation/maintenance
- 347V and 480V versions for industrial applications and Canada



CONTROL TECHNOLOGY



SPECIFICATIONS

CONSTRUCTION

- Die-cast housing with hidden vertical heat fins that are optimal for heat dissipation while keeping a clean smooth outer surface
- Corrosion resistant, die-cast aluminum housing with powder coat paint finish
- Powder paint finish provides durability in outdoor environments. Tested to meet 1000 hour salt spray rating

OPTICS

- Entire optical aperture illuminates to create a larger luminous surface area resulting in a low glare appearance without sacrificing optical performance
- 2700K, 3000K, 3500K, 4000K and 5000K CCTs
- Zero uplight distributions
- LED optics provide IES type II, III and IV distributions.

INSTALLATION

- Quick-mount adapter provides easy installation to wall or to recessed junction boxes (4" square junction box)
- Designed for direct j-box mount.

ELECTRICAL

- 120V-277V universal voltage 50/60Hz 0-10V dimming drivers
- 347V input is available in most wattage, 480V is available for 55W and above.
- Ambient operating temperature -40°C to 40°C
- Driver RoHS and IP66
- 10kV Surge Protector optional
- Drivers have greater than .90 power factor and less than 20% Total Harmonic Distortion
- Dual Driver option provides 2 drivers within luminaire but only one set of leads exiting the luminaire, where Dual Power Feed provides two drivers which can be wired independently as two sets of leads are extended from the luminaire. Both options can not be included in one same fixture.
- Dimming drivers are standard. Select CD (Customer Dimming) for the dimming wires to be extended outside the fixture.

CONTROLS

- Photo control, occupancy sensor and wireless available for complete on/off and dimming control
- Button photocontrol is suitable for 120-277V operation
- NX Distributed Intelligence™ available with in fixture wireless control module, features dimming and occupancy sensor

CONTROLS CONTINUED

- Integral Battery Backup provides emergency lighting for the required 90 minute path of egress
- Battery Backup suitable for operating temperatures -20°C to 40°C.
- Please consult brand or sales representative when combining control and electrical options as some combinations may not operate as anticipated depending on your application.
- LightGRID+ available with in fixture wireless control module, features dimming and occupancy sensor.

CERTIFICATIONS

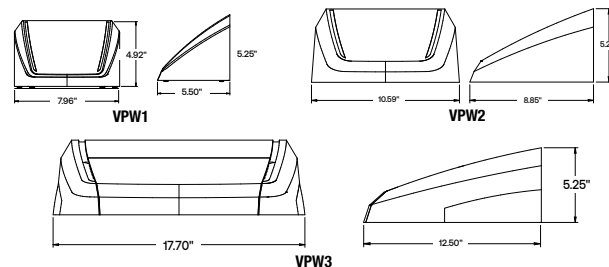
- Certified to UL 1598 and CSA 22.2#250.0-24
- IP65 rated housing
- Emergency battery backup options are California Energy Commission (CEC) Title 20 Compliant
- This product meets federal procurement law requirements under the Buy American Act (FAR 52.225-9) and Trade Agreements Act (FAR 52.225- 11). See Buy America(n) Solutions (link to <https://http://www.currentlighting.com/resources/americasolutions>).
- DarkSky approved with 3000K CCT or warmer

WARRANTY

- 5 year limited warranty

DATE:	LOCATION:
TYPE:	PROJECT:
CATALOG #:	

MICRO STRIKE | STRIKE OPTICS



	Weight
VPW1	4.1 lbs / 1.86 kg
VPW2	7.15 lbs / 3.24 kg
VPW3	17.1 lbs / 7.80 kg



VIPER Wall

VPW1/VPW2/VPW3 LED WALLPACK

ORDERING GUIDE

CATALOG #

Example: VPW1-24L-10-3K7-2-UNV-BLS

Series	Optic Platform	Size	# LEDs - Wattage	CCT/CRI	Distribution	Voltage	Color
VPW Viper Wall	(blank) Microstrike ST Strike	1	24L-10 1,000 Lumens 24L-15 2,000 Lumens 24L-25 3,000 Lumens	27K8 2700K, 80 CRI ¹⁵ 3K7 3000K, 70 CRI ¹⁶ 4K7 4000K, 70 CRI ¹⁶ 5K7 5000K, 70 CRI 3K8 3000K, 80 CRI 35K8 3500K, 80 CRI 4K8 4000K, 80 CRI 5K8 5000K, 80 CRI AP Phosphor Converted Amber ¹	FR Auto Front Row ^{2,15} 2 IES TYPE 2 3 IES TYPE 3 4F IES TYPE 4 Forward 4W IES TYPE 4W	UNV 120-277V 120 120V 208 208V 240 240V 277 277V 347 347V 480 480V	BLT Black Matte Textured BLS Black Gloss Smooth DBT Dark Bronze Matte Textured DBS Dark Bronze Gloss Smooth GTT Graphite Matte Textured LGS Light Grey Gloss Smooth LGT Light Grey Matte Textured PSS Platinum Silver Smooth WHT White Matte Textured WHS White Gloss Smooth VGT Verde Green Textured Color Option CC Custom Color
		2	48L-15 2,000 Lumens 48L-20 3,000 Lumens 48L-30 4,000 Lumens 48L-35 5,000 Lumens 48L-45 6,000 Lumens 80L-20 3,000 Lumens 80L-25 4,000 Lumens 80L-35 5,000 Lumens 80L-45 6,000 Lumens 80L-55 7,000 Lumens 80L-65 8,000 Lumens 80L-70 8,500 Lumens 18L-25 3,000 Lumens, Strike Optics 18L-30 4,000 Lumens, Strike Optics 18L-39 4,750 Lumens, Strike Optics 18L-50 6,000 Lumens, Strike Optics 18L-60 6,500 Lumens, Strike Optics				
		3	160L-45 7,000 Lumens 160L-70 10,000 Lumens 160L-95 12,500 Lumens 160L-105 15,000 Lumens 160L-135 17,500 Lumens 160L-155 20,000 Lumens 36L-55 7,000 Lumens, Strike Optics 36L-80 9,500 Lumens, Strike Optics 36L-100 11,500 Lumens, Strike Optics 36L-120 13,000 Lumens, Strike Optics				

Control Options Network ^{3,7,11,13}	
NXWS12F	NX Networked Wireless Enabled Integral NXSMP2-OMNI PIR Occupancy Sensor with Automatic Dimming Photocell and Bluetooth Programming ¹⁴
NXWS16F	NX Networked Wireless Enabled Integral NXSMP2-LMO PIR Occupancy Sensor with Automatic Dimming Photocell and Bluetooth Programming ⁹
NXWS40F	NX Networked Wireless Enabled Integral NXSMP2-HMO PIR Occupancy Sensor with Automatic Dimming Photocell and Bluetooth Programming ⁹
NXW	NX Networked Wireless Radio Module NXRM2 and Bluetooth Programming, without Sensor
WIR	LightGRID+ In-Fixture Module ⁹
WIRSC	LightGRID+ In-Fixture Module with BTS occupancy ⁹
Stand Alone Sensors ^{7,11,13}	
BTS-14F	Bluetooth® Programmable, PIR Occupancy/Daylight Sensor ^{4,9}
BTS-40F	Bluetooth® Programmable, PIR Occupancy/Daylight Sensor ^{4,9}
BTSO-12F	Bluetooth® Programmable, PIR Occupancy/Daylight Sensor, up to 12' mounting height ¹⁴
Photocontrol ¹³	
PC	Button Photocontrol 120-277V

Options	
F	Fusing ^{5,7}
E	Battery ^{6,7,8}
EH	Battery with Heater ^{6,7,8}
CS	Comfort Shield ^{7,10}
SP	10kA Surge Protector
2PF	Dual Power Feed ^{2,7,8,17}
2DR	Dual Driver ^{2,7,8,17}
CD	Customer Dimming ¹²
DTS	Dimming Transfer Switch ⁷

- Notes:
- 1 Available with Micro Strike Optics only
 - 2 Not available with 480V in Size 1 and Size 2
 - 3 Networked controls cannot be combined with other control options
 - 4 Not available with VPW1 or with 2PF or 2DR options
 - 5 Must specify voltage (VPW1 & VPW2: 120V, 277V or 347V; VPW3: 120V, 208V, 240V, 277V, 347V or 480V)
 - 6 See page 10 for detail Battery configurations
 - 7 Not available in VPW1
 - 8 2PF can't be combined with E or EH; 2DR can't be combined with E or EH in VPW2
 - 9 Not available in VPW1 and VPW2
 - 10 Not available with Micro Strike 24L and 48L. Not available with Strike 18L and 36L
 - 11 Not available with 2PF
 - 12 Not available with Network Control options or Stand Alone Sensors. Can be ordered with PC
 - 13 Not available in 480V in VPW2; Only available in 480V in VPW3 in 80W, 100W, 120W, 135W and 155W
 - 14 NXWS12F and BTSO-12F are the only sensors available in VPW2
 - 15 Available with Strike Optics only (18L or 36L)
 - 16 DarkSky approved with 3000K CCT or warmer
 - 17 Not available in Size 2 80L

VIPER Wall

VPW1/VPW2/VPW3 LED WALLPACK

ACCESSORIES AND REPLACEMENT PARTS - MADE TO ORDER








Catalog Number	Description
<input type="checkbox"/> WP-BB-XXX	Back Box Accessory for conduit entry ¹
<input type="checkbox"/> CS	Comfort Shield ²

Notes:

- replace "xxx" with color option
- Not available with Micro Strike 24L and 48L or Strike 18L and 36L

CONTROLS FUNCTIONALITY

OUTDOOR LIGHTING CONTROLS OPTIONS

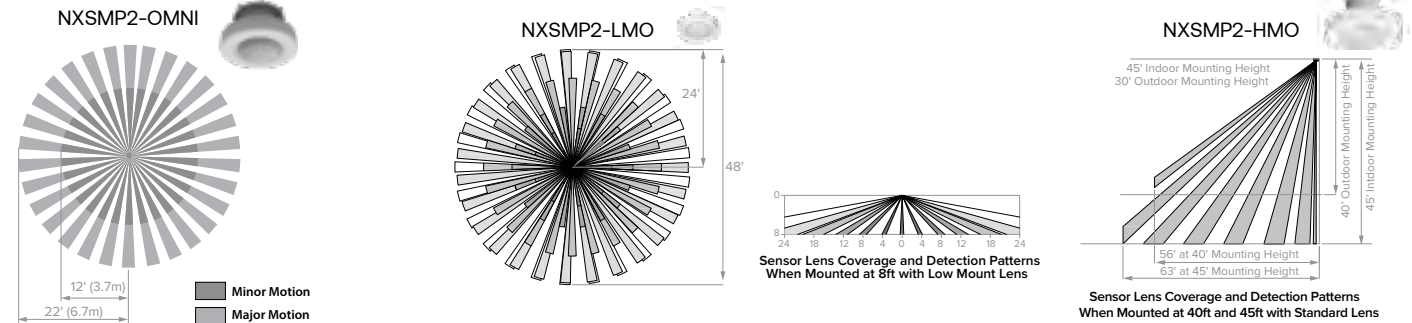
Control Option Ordering Logic & Description			Control Option Functionality									Control Option Components	
			Networkable	Grouping	Scheduling	Occupancy/ Motion	Daylight Harvesting	0-10V Dimming	On/Off Control	Bluetooth App Programming	Sensor Height		
NX Wireless	NXW	NX Networked Wireless Radio Module NXRM2 and Bluetooth Programming, without Sensor	✓	✓	✓	—	—	✓	✓	✓	—		NXRM2-H
	NXWS16F	NX Networked Wireless Enabled Integral NXSMP2-LMO PIR Occupancy Sensor with Automatic Dimming Photocell and Bluetooth Programming	✓	✓	✓	✓	✓	✓	✓	✓	16ft		NXSMP2-LMO
	NXWS40F	NX Networked Wireless Enabled Integral NXSMP2-HMO PIR Occupancy Sensor with Automatic Dimming Photocell and Bluetooth Programming	✓	✓	✓	✓	✓	✓	✓	✓	40ft		NXSMP2-HMO
LightGRID+	WIR	LightGRID+ In-Fixture Module	✓	—	✓	—	—	✓	✓	Gateway	—		WIR
Independent	BTSO-12F	Bluetooth® Programmable, BTSMP-OMNI-O PIR Occupancy Sensor with Automatic Dimming Photocell and 360° Lens	—	—	—	✓	✓	✓	✓	✓	12ft		BTSMP-OMNI-O
	BTS-14F	Bluetooth® Programmable, BTSMP-LMO PIR Occupancy Sensor with Automatic Dimming Photocell and 360° Lens	—	—	—	✓	✓	✓	✓	✓	14ft		BTSMP-LMO
	BTS-40F	Bluetooth® Programmable, BTSMP-HMO PIR Occupancy Sensor with Automatic Dimming Photocell and 360° Lens	—	—	—	✓	✓	✓	✓	✓	40ft		BTSMP-HMO

DEFAULT SETTINGS

NX Wireless	Occupancy Sensor	Enabled
	Occupancy Sensor Sensitivity	7
	Occupancy Sensor Timeout	15 Minutes
	Occupied Dim Level	100%
	Unoccupied Dim Level	0%
	Daylight Sensor	Disabled
	Bluetooth	Enabled
	2.4GHz Wireless Mesh	Off
	*Passcode Factory Passcode: HubbN3T!	Enabled

Stand Alone	Occupancy Sensor	Enabled
	Occupancy Sensor Sensitivity	7
	Occupancy Sensor Timeout	8 Minutes
	Occupied Dim Level	100%
	Unoccupied Dim Level	0% (Off)
	Daylight Sensor	Disabled

NX WIRELESS COVERAGE PATTERNS

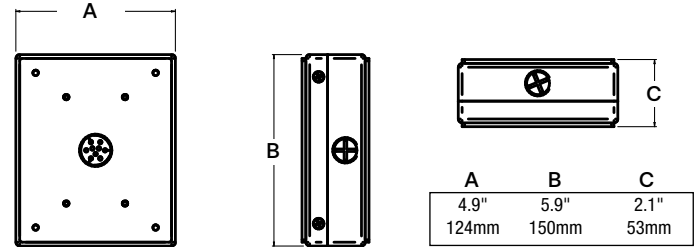


DATE: _____ LOCATION: _____

TYPE: _____ PROJECT: _____

CATALOG #: _____

DIMENSIONS



VIPER Wall

VPW1/VPW2/VPW3 LED WALLPACK

DATE:	LOCATION:
TYPE:	PROJECT:
CATALOG #:	

NX LIGHTING CONTROLS FREE APP

CONTROLS TECH SUPPORT 800-888-8006 (7:00 AM - 7:00 PM)


The NX Lighting Controls App is free to use mobile application for programming both NX Lighting Controls System or Standalone Bluetooth Sensors. The mobile app allows you to configure devices, discover and setup wireless enable luminaires and program NX system settings.

Apple App: <https://apps.apple.com/us/app/nx-lighting-controls/id962112904>

Google Play: https://play.google.com/store/apps/details?id=io.cordova.NXBTR&hl=en_US&gl=US



Apple App



Google Play

LUMINAIRE AMBIENT TEMPERATURE FACTOR (LATF)

Ambient Temperature	Lumen Multiplier
0°C / 32°F	1.03
10°C / 50°F	1.01
20°C / 68°F	1.00
25°C / 77°F	1.00
30°C / 86°F	0.99
40°C / 104°F	0.98
50°C / 122°F	0.97

Use these factors to determine relative lumen output for average ambient temperatures from 0-40°C (32-104°F).

PROJECTED LUMEN MAINTENANCE

Ambient Temp.	OPERATING HOURS		
	0	25,000	TM-21-22 60,000
25°C / 77°F	1.00	0.91	0.83
40°C / 104°F	0.99	0.90	0.82

Lumen maintenance values calculated per TM-21 using six times the LM-80 test time for the LED and in-situ thermal testing of the luminaire.

MULTIPLIER

Micro Strike Lumen Multiplier			
CCT	70 CRI	80 CRI	90 CRI
2700K	–	0.841	–
3000K	0.977	0.861	0.647
3500K	–	0.900	–
4000K	1	0.926	0.699
5000K	1	0.937	0.791
Monochromatic Amber Multiplier			
Amber	0.710		

Strike Lumen Multiplier			
CCT	70 CRI	80 CRI	90 CRI
2700K	0.9	0.81	0.62
3000K	0.933	0.853	0.659
3500K	0.959	0.894	0.711
4000K	1	0.9	0.732
5000K	1	0.9	0.732
Monochromatic Amber Multiplier			
Amber	See Amber Spec Sheet		

PERFORMANCE DATA: MICROSTRIKE

Description	# of LEDs	Nominal Wattage	System Watts	Dist. Type	5K (5000K NOMINAL 70 CRI)					4K (4000K NOMINAL 70 CRI)					3K (3000K NOMINAL 70 CRI)				
					Lumens	LPW	B	U	G	Lumens	LPW	B	U	G	Lumens	LPW	B	U	G
VPW1	24L	10	6.6	2	1068	141	0	0	0	1068	141	0	0	0	989	131	0	0	0
				3	1076	142	0	0	1	1076	142	0	0	1	997	131	0	0	1
				4F	1052	139	0	0	1	1052	139	0	0	1	974	129	0	0	1
				4W	1041	137	0	0	1	1041	137	0	0	1	964	127	0	0	1
		15	14	2	1993	129	1	0	0	1993	129	1	0	0	1845	119	1	0	0
				3	2008	130	1	0	1	2008	130	1	0	1	1859	120	0	0	1
				4F	1964	127	0	0	1	1964	127	0	0	1	1818	117	0	0	1
				4W	1943	125	1	0	1	1943	125	1	0	1	1799	116	0	0	1
		25	23.0	2	3055	125	1	0	1	3055	125	1	0	1	2828	116	1	0	1
				3	3078	126	1	0	1	3078	126	1	0	1	2850	117	1	0	1
				4F	3010	123	1	0	1	3010	123	1	0	1	2787	114	1	0	1
				4W	2978	122	1	0	1	2978	122	1	0	1	2757	113	1	0	1

VIPER Wall

VPW1/VPW2/VPW3 LED WALLPACK

PERFORMANCE DATA: MICROSTRIKE CONT'D

Description	# of LEDs	Nominal Wattage	System Watts	Dist. Type	5K (5000K NOMINAL 70 CRI)					4K (4000K NOMINAL 70 CRI)					3K (3000K NOMINAL 70 CRI)				
					Lumens	LPW	B	U	G	Lumens	LPW	B	U	G	Lumens	LPW	B	U	G
VPW2	48L	15	13.1	2	2139	145	1	0	1	2139	145	1	0	1	1981	134	1	0	1
				3	2163	146	1	0	1	2163	146	1	0	1	2003	135	1	0	1
				4F	2097	143	0	0	1	2097	143	0	0	1	1942	132	0	0	1
				4W	2101	143	1	0	1	2101	143	1	0	1	1946	132	0	0	1
		20	20.5	2	2973	141	1	0	1	2973	141	1	0	1	2753	130	1	0	1
				3	3007	142	1	0	1	3007	142	1	0	1	2784	132	1	0	1
				4F	2915	138	1	0	1	2915	138	1	0	1	2699	128	1	0	1
				4W	2921	138	1	0	1	2921	138	1	0	1	2705	128	1	0	1
		30	28.8	2	4000	137	1	0	1	4000	137	1	0	1	3704	126	1	0	1
				3	4045	138	1	0	1	4045	138	1	0	1	3745	128	1	0	1
				4F	3922	134	1	0	1	3922	134	1	0	1	3631	124	1	0	1
				4W	3930	134	1	0	2	3930	134	1	0	2	3638	124	1	0	1
		35	37.3	2	4997	134	1	0	1	4997	134	1	0	1	4627	124	1	0	1
				3	5053	135	1	0	2	5053	135	1	0	2	4679	125	1	0	1
				4F	4899	131	1	0	1	4899	131	1	0	1	4536	122	1	0	1
				4W	4909	132	1	0	2	4909	132	1	0	2	4545	122	1	0	2
		45	45.9	2	5990	127	1	0	1	5990	127	1	0	1	5546	118	1	0	1
				3	6057	128	1	0	2	6057	128	1	0	2	5608	119	1	0	2
				4F	5872	124	1	0	2	5872	124	1	0	2	5437	115	1	0	1
				4W	5884	125	1	0	2	5884	125	1	0	2	5448	115	1	0	2
	80L	20	19.4	2	3485	161	1	0	1	3485	161	1	0	1	3200	147	1	0	1
				3	3516	162	1	0	1	3516	162	1	0	1	3229	149	1	0	1
				4F	3485	161	1	0	1	3485	161	1	0	1	3200	147	1	0	1
				4W	3535	163	1	0	1	3535	163	1	0	1	3246	150	1	0	1
		25	26.7	2	4443	154	1	0	1	4443	154	1	0	1	4080	141	1	0	1
				3	4483	155	1	0	1	4483	155	1	0	1	4117	142	1	0	1
				4F	4443	154	1	0	1	4443	154	1	0	1	4080	141	1	0	1
				4W	4507	156	1	0	1	4507	156	1	0	1	4139	143	1	0	1
		35	34.2	2	5438	147	1	0	1	5438	147	1	0	1	4994	135	1	0	1
				3	5488	148	1	0	1	5488	148	1	0	1	5039	136	1	0	1
				4F	5438	147	1	0	1	5438	147	1	0	1	4994	135	1	0	1
				4W	5516	149	1	0	2	5516	149	1	0	2	5066	137	1	0	1
		45	41.7	2	6369	145	1	0	1	6369	145	1	0	1	5848	133	1	0	1
				3	6427	146	2	0	2	6427	146	2	0	2	5901	134	1	0	1
				4F	6369	145	1	0	1	6369	145	1	0	1	5848	133	1	0	1
				4W	6460	147	1	0	2	6460	147	1	0	2	5933	135	1	0	2
		55	50.6	2	7209	137	2	0	2	7209	137	2	0	2	6620	126	1	0	1
				3	7275	139	2	0	2	7275	139	2	0	2	6680	127	2	0	2
				4F	7209	137	1	0	1	7209	137	1	0	1	6620	126	1	0	1
				4W	7313	139	1	0	2	7313	139	1	0	2	6715	128	1	0	2
		65	58.3	2	7781	130	2	0	2	7781	130	2	0	2	7145	119	2	0	2
				3	7852	131	2	0	2	7852	131	2	0	2	7210	120	2	0	2
				4F	7781	130	2	0	1	7781	130	2	0	1	7145	119	1	0	1
				4W	7893	132	1	0	2	7893	132	1	0	2	7248	121	1	0	2
		70	63.5	2	8367	128	2	0	2	8367	128	2	0	2	7683	117	2	0	2
				3	8443	129	2	0	2	8443	129	2	0	2	7753	119	2	0	2
				4F	8367	128	2	0	1	8367	128	2	0	1	7683	117	2	0	1
				4W	8487	130	1	0	2	8487	130	1	0	2	7794	119	1	0	2

VIPER Wall

VPW1/VPW2/VPW3 LED WALLPACK

PERFORMANCE DATA: MICROSTRIKE CONT'D

Description	# of LEDs	Nominal Wattage	System Watts	Dist. Type	5K (5000K NOMINAL 70 CRI)					4K (4000K NOMINAL 70 CRI)					3K (3000K NOMINAL 70 CRI)				
					Lumens	LPW	B	U	G	Lumens	LPW	B	U	G	Lumens	LPW	B	U	G
VPW3	160L	45	46.2	2	7623	148	1	0	2	7623	148	1	0	2	7000	136	1	0	1
				3	7626	148	2	0	2	7626	148	2	0	2	7003	136	2	0	2
				4F	7590	147	2	0	1	7590	147	2	0	1	6970	135	1	0	1
				4W	7715	150	1	0	2	7715	150	1	0	2	7084	138	1	0	2
		70	68.3	2	10322	139	2	0	2	10322	139	2	0	2	9478	128	2	0	2
				3	10326	140	2	0	2	10326	140	2	0	2	9482	128	2	0	2
				4F	10277	139	2	0	2	10277	139	2	0	2	9437	128	2	0	2
				4W	10446	141	2	0	2	10446	141	2	0	2	9592	130	1	0	2
		95	91	2	12929	132	2	0	2	12929	132	2	0	2	11872	121	2	0	2
				3	12934	132	3	0	3	12934	132	3	0	3	11877	121	3	0	3
				4F	12873	131	2	0	2	12873	131	2	0	2	11821	120	2	0	2
				4W	13084	133	2	0	3	13084	133	2	0	3	12015	122	2	0	3
		105	106.3	2	15055	138	2	0	2	15055	138	2	0	2	13825	127	2	0	2
				3	15062	138	3	0	3	15062	138	3	0	3	13831	127	3	0	3
				4F	14991	138	2	0	2	14991	138	2	0	2	13766	127	2	0	2
				4W	15236	140	2	0	3	15236	140	2	0	3	13991	129	2	0	3
		135	134.8	2	17533	127	3	0	3	17533	127	3	0	3	16100	116	3	0	3
				3	17541	127	3	0	3	17541	127	3	0	3	16107	116	3	0	3
				4F	17457	126	2	0	2	17457	126	2	0	2	16031	116	2	0	2
				4W	17744	128	2	0	4	17744	128	2	0	4	16294	118	2	0	3
		155	158.3	2	20066	123	3	0	3	20066	123	3	0	3	18426	113	3	0	3
				3	20075	123	3	0	3	20075	123	3	0	3	18434	113	3	0	3
				4F	19980	123	3	0	3	19980	123	3	0	3	18347	113	2	0	2
				4W	20307	125	2	0	4	20307	125	2	0	4	18648	115	2	0	4

PERFORMANCE DATA: STRIKE

Description	# of LEDs	Nominal Wattage	System Watts	Dist. Type	5K (5000K NOMINAL 70 CRI)					4K (4000K NOMINAL 70 CRI)					3K (3000K NOMINAL 70 CRI)				
					Lumens	LPW	B	U	G	Lumens	LPW	B	U	G	Lumens	LPW	B	U	G
VPW2	18L	25	22.6	2	3314	147	1	0	1	3298	146	1	0	G1	3171	140	1	0	1
				3	3356	148	1	0	1	3340	148	1	0	G1	3212	142	1	0	1
				4F	3367	149	0	0	1	3351	148	0	0	G1	3222	143	0	0	1
				4W	3361	149	1	0	2	3345	148	1	0	G2	3216	142	1	0	2
		30	31.3	2	4124	132	1	0	1	4104	131	1	0	G1	3946	126	1	0	1
				3	4176	133	1	0	2	4156	133	1	0	G2	3996	128	1	0	1
				4F	4189	134	1	0	1	4169	133	1	0	G1	4009	128	1	0	1
				4W	4182	134	1	0	2	4162	133	1	0	G2	4002	128	1	0	2
		39	38.8	2	4894	126	1	0	1	4870	126	1	0	G1	4683	121	1	0	1
				3	4956	128	1	0	2	4932	127	1	0	G2	4742	122	1	0	2
				4F	4972	128	1	0	2	4948	128	1	0	G2	4758	123	1	0	2
				4W	4963	128	1	0	2	4939	127	1	0	G2	4749	122	1	0	2
		50	52.6	2	6325	120	1	0	1	6295	120	1	0	G1	6052	115	1	0	1
				3	6405	122	1	0	2	6374	121	1	0	G2	6129	117	1	0	2
				4F	6426	122	1	0	2	6395	122	1	0	G2	6149	117	1	0	2
				4W	6414	122	1	0	3	6384	121	1	0	G3	6138	117	1	0	3
		60	60.4	2	6865	114	1	0	2	6832	113	1	0	G2	6569	109	1	0	2
				3	6952	115	1	0	2	6919	115	1	0	G2	6652	110	1	0	2
				4F	6974	115	1	0	2	6941	115	1	0	G2	6674	110	1	0	2
				4W	6962	115	1	0	3	6929	115	1	0	G3	6662	110	1	0	3

PERFORMANCE DATA: STRIKE CONT'D

Description	# of LEDs	Nominal Wattage	System Watts	Dist. Type	5K (5000K NOMINAL 70 CRI)					4K (4000K NOMINAL 70 CRI)					3K (3000K NOMINAL 70 CRI)				
					Lumens	LPW	B	U	G	Lumens	LPW	B	U	G	Lumens	LPW	B	U	G
VPW3	36L	55	63.1	2	7284	135	1	0	2	7249	134	1	0	G2	6970	129	1	0	2
				3	7376	137	1	0	2	7341	136	1	0	G2	7058	131	1	0	2
				4F	7400	137	1	0	2	7364	137	1	0	G2	7081	131	1	0	2
				4W	7387	137	1	0	3	7351	136	1	0	G3	7069	131	1	0	3
		80	77.6	2	9788	126	2	0	2	9741	126	2	0	G2	9366	121	2	0	2
				3	9912	128	1	0	3	9864	127	1	0	G3	9485	122	1	0	3
				4F	9944	128	1	0	2	9896	128	1	0	G2	9516	123	1	0	2
				4W	9926	128	1	0	3	9879	127	1	0	G3	9499	122	1	0	3
		105	108.2	2	12650	128	2	0	2	12589	127	2	0	G2	12105	122	2	0	2
				3	12810	130	2	0	3	12748	129	2	0	G3	12258	124	2	0	3
				4F	12851	130	1	0	3	12790	129	1	0	G3	12298	124	1	0	3
				4W	12829	130	2	0	3	12767	129	2	0	G3	12276	124	2	0	3
		120	120.9	2	13730	114	2	0	2	13664	113	2	0	G2	13138	109	2	0	2
				3	13904	115	2	0	3	13837	114	2	0	G3	13305	110	2	0	3
				4F	13949	115	1	0	3	13882	115	1	0	G3	13348	110	1	0	3
				4W	13924	115	2	0	4	13857	115	2	0	G4	13324	110	2	0	3

ELECTRICAL DATA: STRIKE

# OF LEDS	18L				
NOMINAL WATTAGE	25	30	39	50	60
SYSTEM POWER (W)	22.6	31.3	38.8	52.6	60.4
INPUT VOLTAGE (V)	CURRENT (Amps)				
120	0.21	0.26	0.32	0.44	0.50
208	0.12	0.15	0.19	0.25	0.29
240	0.10	0.13	0.16	0.22	0.25
277	0.09	0.11	0.14	0.19	0.22
347	0.07	0.09	0.11	0.15	0.17
480	0.05	0.07	0.08	0.11	0.13

# OF LEDS	36L			
NOMINAL WATTAGE	55	80	100	120
SYSTEM POWER (W)	53.9	77.6	98.9	120.9
INPUT VOLTAGE (V)	CURRENT (Amps)			
120	0.45	0.65	0.82	1.01
208	0.26	0.37	0.48	0.58
240	0.22	0.32	0.41	0.50
277	0.19	0.28	0.36	0.44
347	0.16	0.22	0.29	0.35
480	0.11	0.16	0.21	0.25

VIPER Wall

VPW1/VPW2/VPW3 LED WALLPACK

ELECTRICAL DATA: MICROSTRIKE

DATE:	LOCATION:
TYPE:	PROJECT:
CATALOG #:	

# OF LEDS	24L		
NOMINAL WATTAGE	10	15	25
SYSTEM POWER (W)	6.6	14.0	23.0
INPUT VOLTAGE (V)	CURRENT (Amps)		
120	0.06	0.12	0.19
208	0.03	0.07	0.11
240	0.03	0.06	0.10
277	0.02	0.05	0.08
347	0.02	0.04	0.07
480	0.01	0.03	0.05

# OF LEDS	48L				
NOMINAL WATTAGE	15	20	30	35	45
SYSTEM POWER (W)	13.1	20.5	28.8	37.3	45.9
INPUT VOLTAGE (V)	CURRENT (Amps)				
120	0.11	0.17	0.24	0.31	0.38
208	0.06	0.10	0.14	0.18	0.22
240	0.05	0.09	0.12	0.16	0.19
277	0.05	0.07	0.10	0.13	0.17
347	0.04	0.06	0.08	0.11	0.13
480	0.03	0.04	0.06	0.08	0.10

# OF LEDS	80L						
NOMINAL WATTAGE	20	25	35	45	55	65	70
SYSTEM POWER (W)	19.4	26.7	34.2	41.7	50.6	58.3	63.5
INPUT VOLTAGE (V)	CURRENT (Amps)						
120	0.16	0.22	0.29	0.35	0.42	0.49	0.53
208	0.10	0.13	0.18	0.22	0.27	0.28	0.31
240	0.08	0.12	0.15	0.19	0.24	0.24	0.26
277	0.07	0.10	0.13	0.17	0.21	0.21	0.23
347	0.06	0.08	0.11	0.13	0.16	0.17	0.18
480	0.04	0.06	0.08	0.10	0.12	0.12	0.13

# OF LEDS	160L					
NOMINAL WATTAGE	45	70	95	105	135	155
SYSTEM POWER (W)	46.2	68.3	91	106.3	134.8	158.3
INPUT VOLTAGE (V)	CURRENT (Amps)					
120	0.39	0.57	0.76	0.89	1.12	1.32
208	0.22	0.33	0.44	0.51	0.65	0.76
240	0.19	0.28	0.38	0.44	0.56	0.66
277	0.17	0.25	0.33	0.38	0.49	0.57
347	0.13	0.20	0.26	0.31	0.39	0.46
480	0.10	0.14	0.19	0.22	0.28	0.33

VIPER Wall

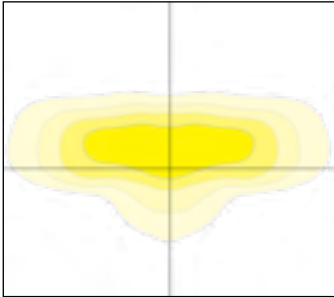
VPW1/VPW2/VPW3 LED WALLPACK

DATE:	LOCATION:
TYPE:	PROJECT:
CATALOG #:	

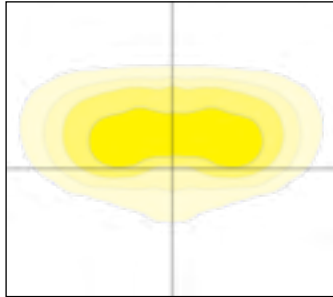
PHOTOMETRY

Mounting Height: 10ft

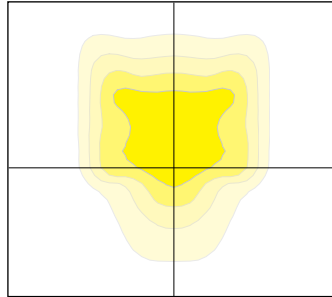
Type 2



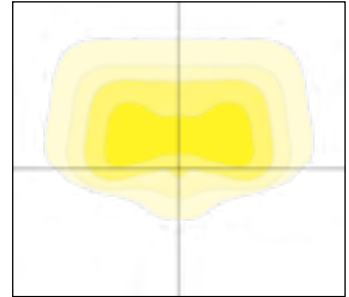
Type 3



Type 4F

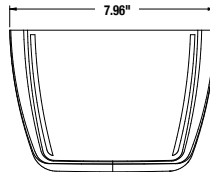
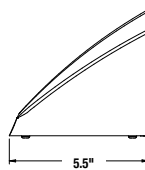
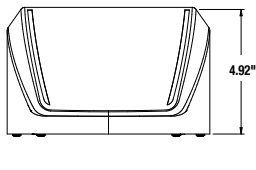


Type 4W

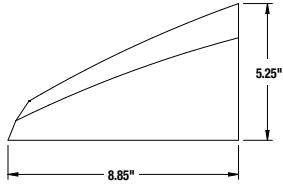
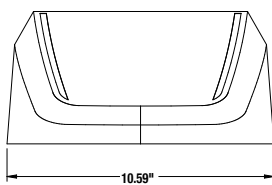


DIMENSIONS

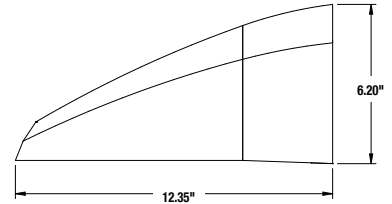
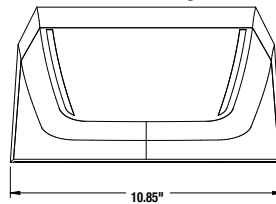
VPW1



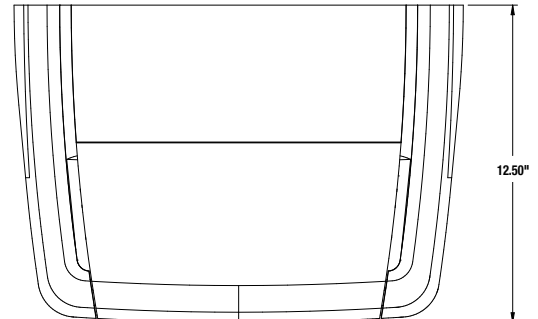
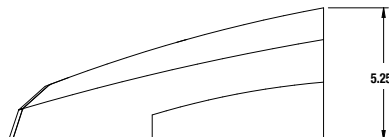
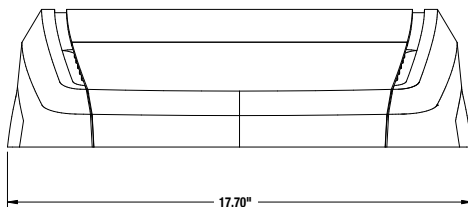
VPW2



VPW2 with Battery Back Box



VPW3



VIPER Wall

VPW1/VPW2/VPW3 LED WALLPACK

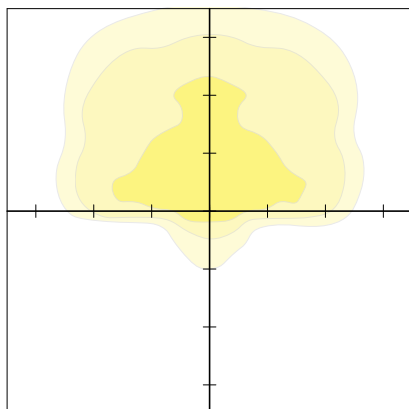
DATE:	LOCATION:
TYPE:	PROJECT:
CATALOG #:	

BATTERY OPTIONS & HOUSING SIZES

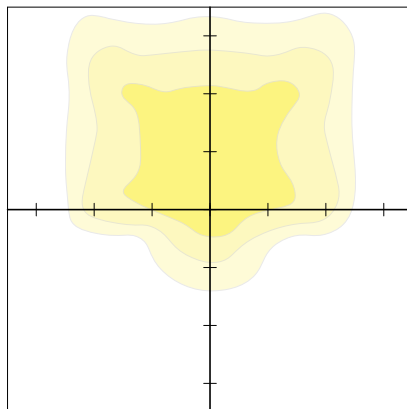
Size	Optics	# LEDs	Fixture Wattage	Battery (E)		Battery with Heater (EH)	
				E (10W)	Housing	EH (13W)	Housing
VPW1	Micro Strike	24L	10W	N/A	Not Available	N/A	Not Available
			15W				
			25W				
VPW2	Micro Strike	48L	15W	Y	Standard Housing	Y	Includes Integrated Back Box
			20W	Y	Standard Housing	Y	Includes Integrated Back Box
			30W	N/A	Not Available	Y	Includes Integrated Back Box
			35W	N/A	Not Available	Y	Includes Integrated Back Box
			45W	N/A	Not Available	Y	Includes Integrated Back Box
	Micro Strike	80L	20W	N/A	Not Available	Y	Includes Integrated Back Box
			25W			Y	Includes Integrated Back Box
			35W			Y	Includes Integrated Back Box
			45W			Y	Includes Integrated Back Box
			55W			Y	Includes Integrated Back Box
			65W			Y	Includes Integrated Back Box
			70W			Y	Includes Integrated Back Box
	Strike	18L	25W	N/A	Not Available	Y	Includes Integrated Back Box
			30W			Y	Includes Integrated Back Box
			39W			Y	Includes Integrated Back Box
			50W			Y	Includes Integrated Back Box
			60W			Y	Includes Integrated Back Box
VPW3	Micro Strike	160L	45W	N/A	Not Available	Yes	Standard Housing
			70W			Yes	Standard Housing
			95W			Yes	Standard Housing
			105W			N/A	Not Available
			135W			N/A	Not Available
			155W			N/A	Not Available
	Strike	36L	55W	N/A	Not Available	Yes	Standard Housing
			80W			Yes	Standard Housing
			100W			Yes	Standard Housing
			120W			N/A	Not Available

PHOTOMETRY - BATTERY

18L BATTERY PHOTOMETRY



80L BATTERY PHOTOMETRY



Mounting Height: 12ft
Scale: 10ft