

Fifteen Great Road



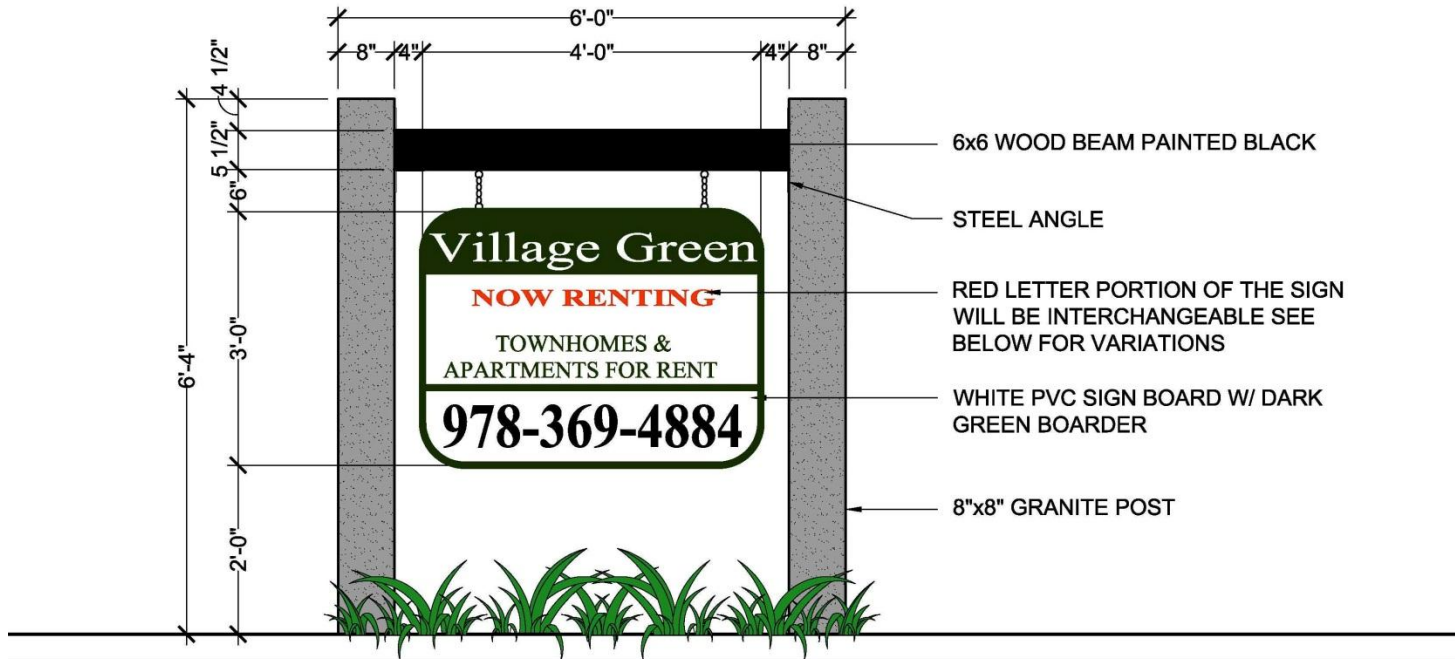
Agenda

- I. Signs
- II. Updated Landscape Plan
- III. Civil Peer Review / Adjustments to Plan
- IV. Decision

Sign locations



Signage – Information Sign



NOTE:

- DOUBLE SIDED SITE SIGN:
SIGNAGE BOARDS (NOT INCLUDING STONE)
TOTAL 12 S.F. EACH SIDE

RED PORTION:

- NOW RENTING
- AVAILABLE SPRING / FALL 2013
- OPEN HOUSE TODAY
- NOW OPEN
- SPECIALS TODAY
- 1, 2, 3 BEDROOM UNITS

Signage – Information Sign



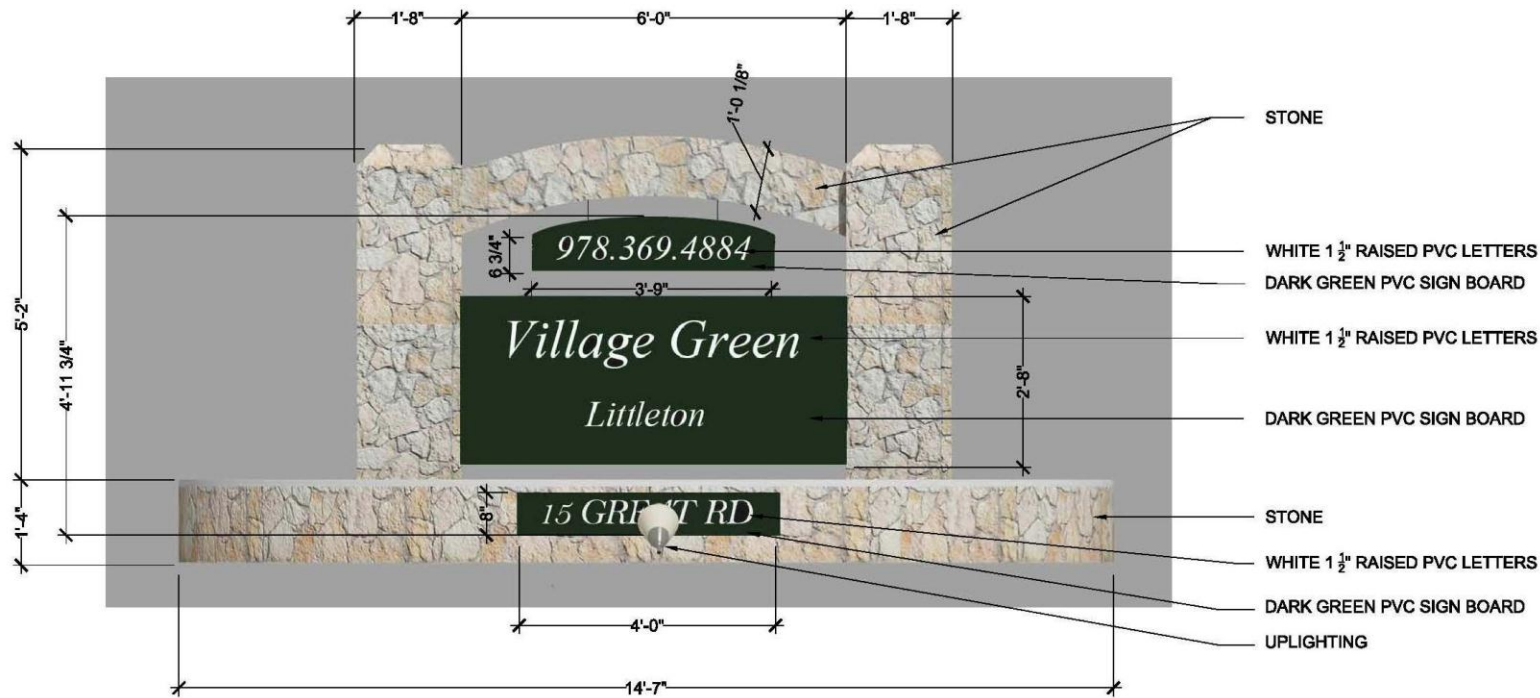
NOTE:

- DOUBLE SIDED SITE SIGN:
SIGNAGE BOARDS (NOT INCLUDING STONE)
TOTAL 12 S.F. EACH SIDE

RED PORTION:

- NOW RENTING
- AVAILABLE SPRING / FALL 2013
- OPEN HOUSE TODAY
- NOW OPEN
- SPECIALS TODAY
- 1, 2, 3 BEDROOM UNITS

Signage – Monument Sign



NOTES:

- DOUBLE SIDED SITE SIGN:
SIGNAGE BOARDS (NOT INCLUDING STONE)
TOTAL 21 S.F. EACH SIDE
- FINAL COLORS MAY VARY

Signage – Monument Sign



NOTES:

- DOUBLE SIDED SITE SIGN:
SIGNAGE BOARDS (NOT INCLUDING STONE)
TOTAL 21 S.F. EACH SIDE
- FINAL COLORS MAY VARY

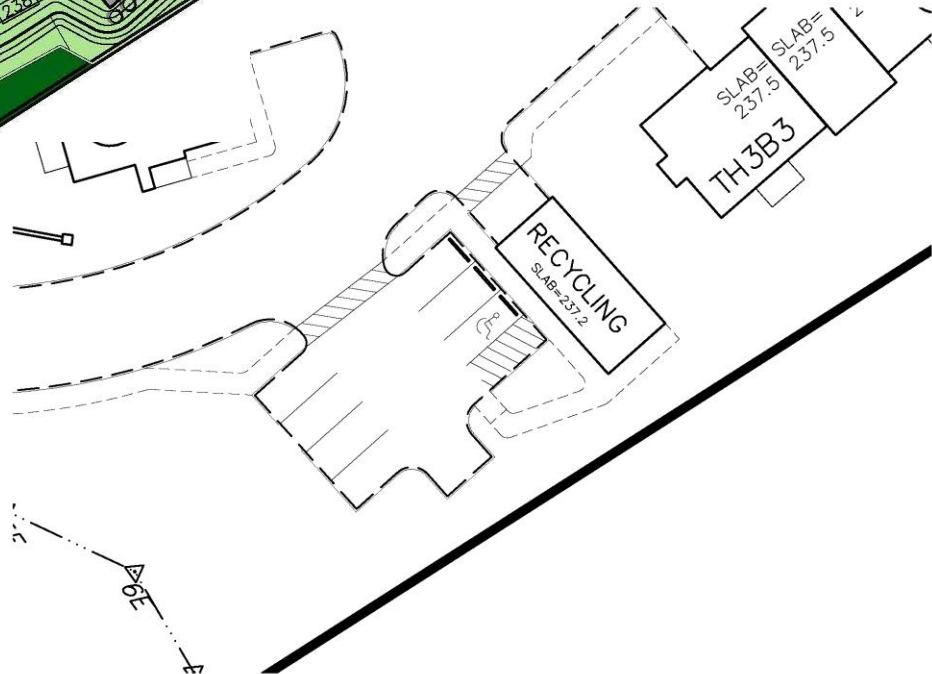
Landscape Plan



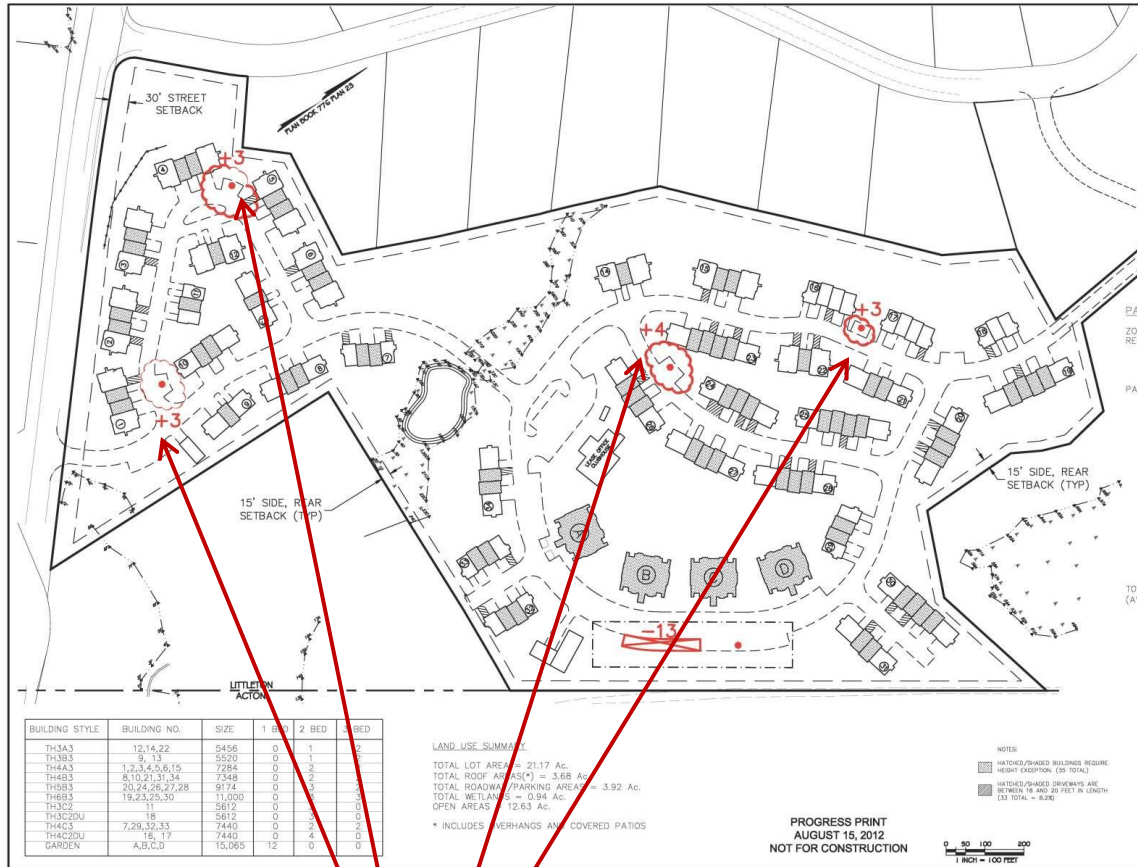
Peer Review Item Categories

1. Addressed in Final Construction Documents
2. Technical issues between engineers to be addressed in final peer review memo.
3. Changes we have made or will make.

Parking by Recycle



Parking



Parking Calculations

Zoning requirements: 2 spaces per dwelling unit

142 Townhouses = 284 spaces

48 Garden Style = 96

Total required = 380

Parking provided:

Buildings A-D = 72 spaces (1.5 spaces per 1 BR unit)

Buildings 1-13

- Driveways = 48 spaces
- Garages = 48 spaces
- Guest overflow = 6 spaces
- Total = 102 (96 min)

Buildings 14-34

- Driveways = 94 spaces
- Garages = 94 spaces
- Guest overflow = 11 spaces
- Total = 199 (188 min)

Recycle Center = 7 Spaces

Clubhouse = 23 Spaces

Total parking provided = 403
(Average 2.12 space/unit)

Proposed new parking locations

Decision