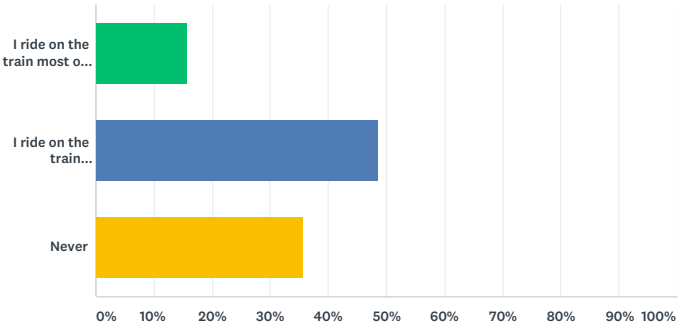


Littleton Station Village: Survey #1

Q1 How often do you take the MBTA commuter rail to Boston or another destination on the Fitchburg Line?

Answered: 564 Skipped: 0

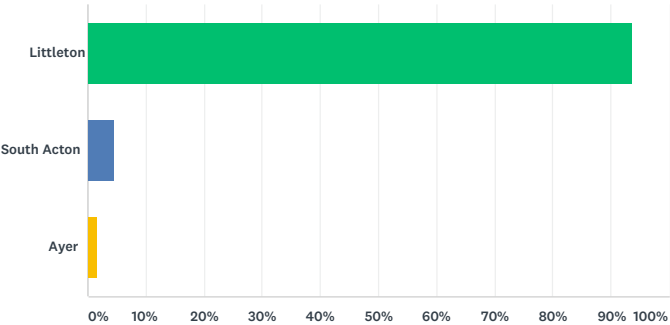


ANSWER CHOICES	RESPONSES	
I ride on the train most or all days during the week (Monday through Friday)	15.60%	88
I ride on the train occasionally	48.58%	274
Never	35.82%	202
TOTAL		564

Littleton Station Village: Survey #1

Q2 When you take the train, do you board in Littleton or at another station?

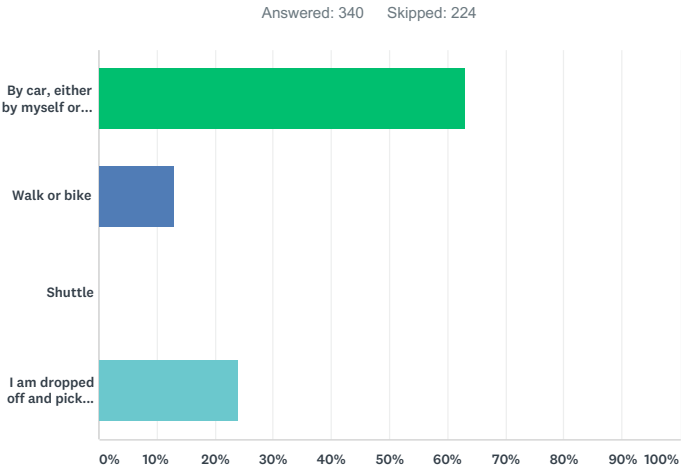
Answered: 350 Skipped: 214



ANSWER CHOICES	RESPONSES	
Littleton	93.71%	328
South Acton	4.57%	16
Ayer	1.71%	6
TOTAL		350

Littleton Station Village: Survey #1

Q3 If you board in Littleton, how do you get to the train station?

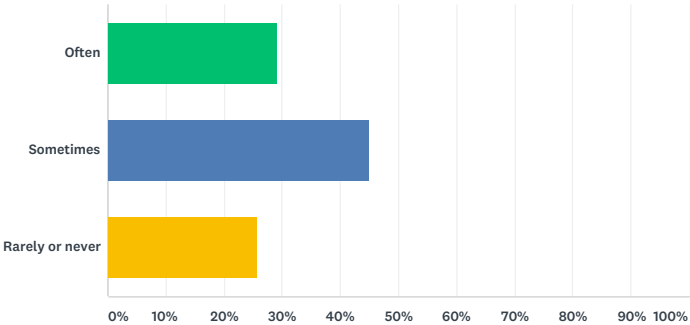


ANSWER CHOICES	RESPONSES	
By car, either by myself or with another commuter	62.94%	214
Walk or bike	12.94%	44
Shuttle	0.00%	0
I am dropped off and picked up	24.12%	82
TOTAL		340

Littleton Station Village: Survey #1

Q4 Even if you don't take the train in Littleton, how often do you go to the Taylor Street/Foster Street area?

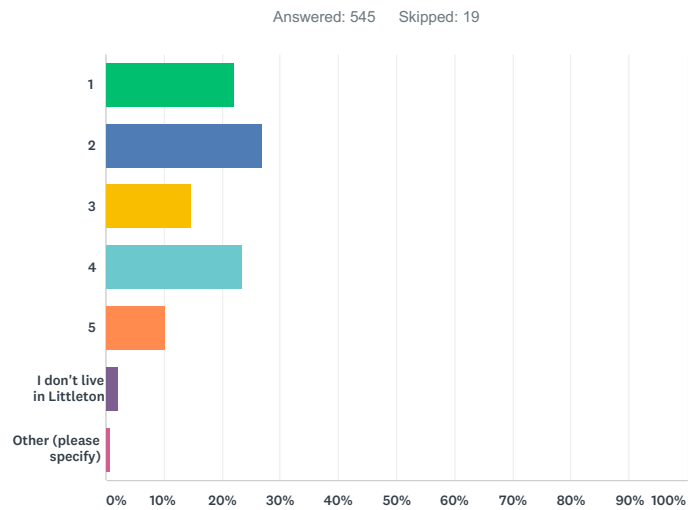
Answered: 213 Skipped: 351



ANSWER CHOICES	RESPONSES	
Often	29.11%	62
Sometimes	45.07%	96
Rarely or never	25.82%	55
TOTAL		213

Littleton Station Village: Survey #1

Q5 Where do you live? Please look at the map and select the number that includes your neighborhood.

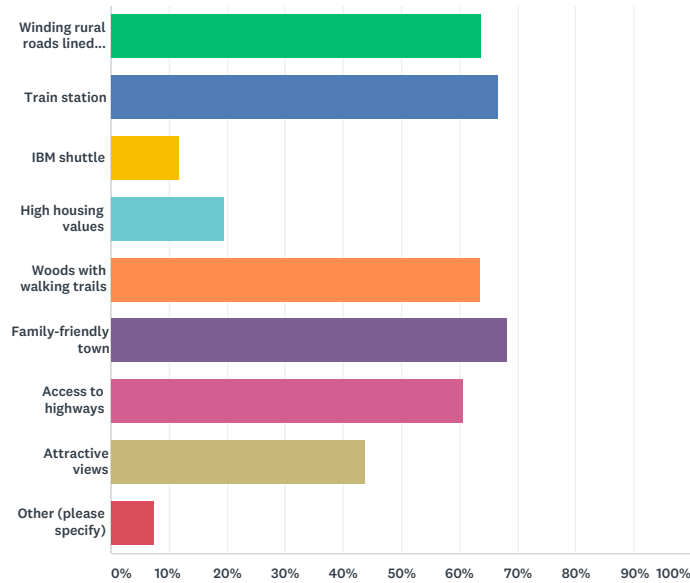


ANSWER CHOICES	RESPONSES	
1	22.20%	121
2	26.97%	147
3	14.68%	80
4	23.49%	128
5	10.28%	56
I don't live in Littleton	2.02%	11
Other (please specify)	0.92%	5
Total Respondents: 545		

Littleton Station Village: Survey #1

Q6 At the visioning meetings in April, people were asked what they think are the best qualities of the Littleton Station Village area. We have listed several qualities that people identified. Do you agree? Check items that you think are the best qualities, too, or add your own under "other."

Answered: 481 Skipped: 83

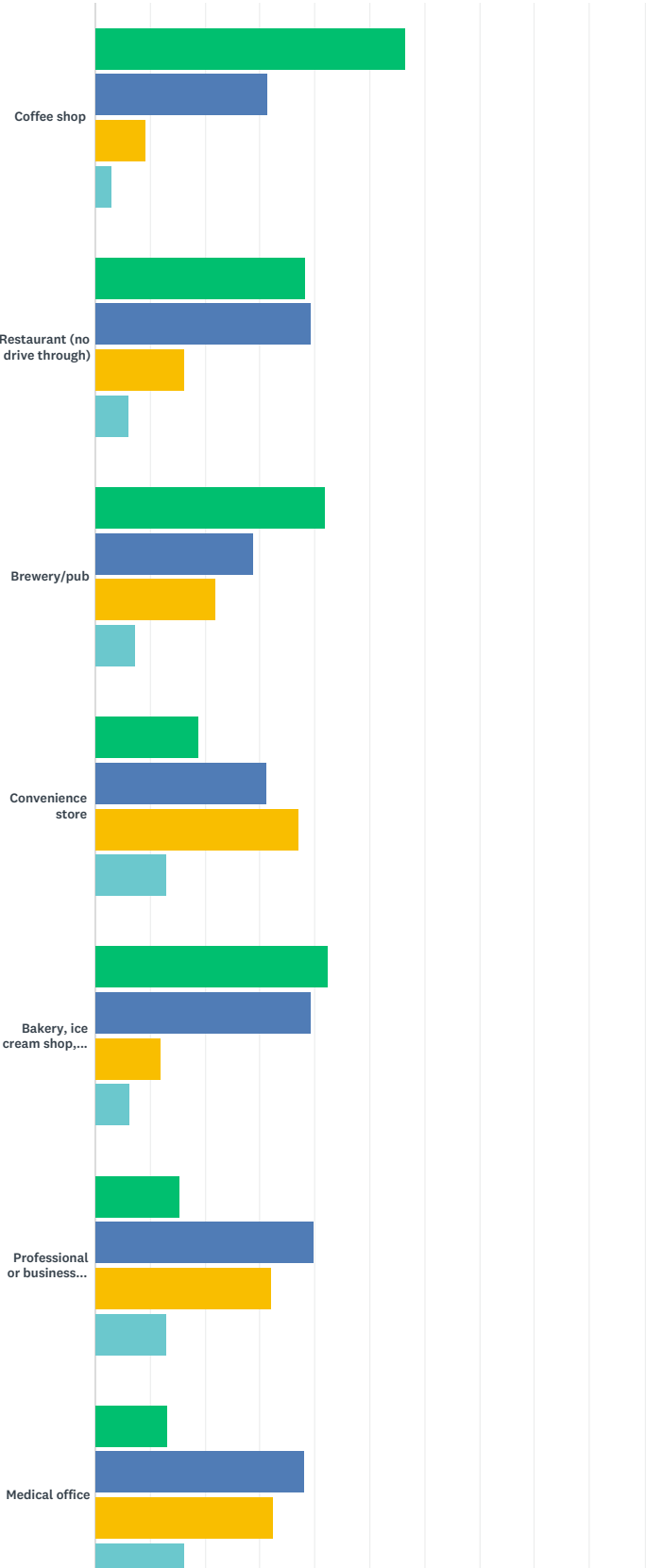


ANSWER CHOICES	RESPONSES	
Winding rural roads lined with trees and stone walls	63.83%	307
Train station	66.74%	321
IBM shuttle	11.64%	56
High housing values	19.54%	94
Woods with walking trails	63.62%	306
Family-friendly town	68.19%	328
Access to highways	60.71%	292
Attractive views	43.66%	210
Other (please specify)	7.48%	36
Total Respondents: 481		

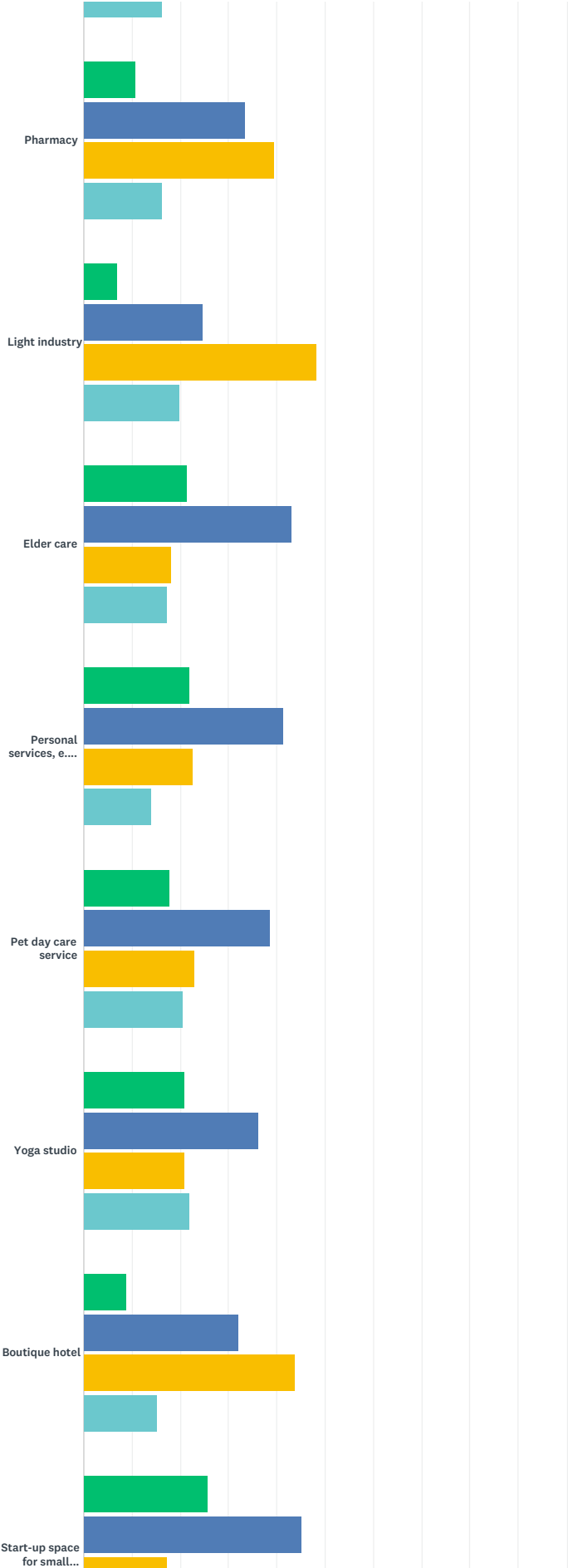
Littleton Station Village: Survey #1

Q7 The Town of Littleton is exploring opportunities in Littleton Station Village for development, open space/conservation, and circulation/traffic improvements. If the Town took steps to encourage more types of business activity there, what would you like to see?

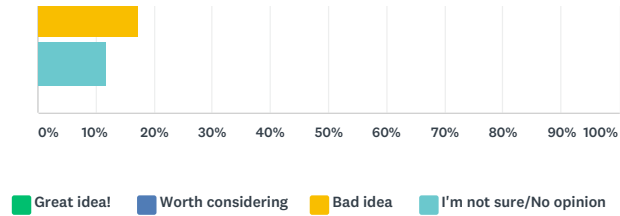
Answered: 485 Skipped: 79



Littleton Station Village: Survey #1



Littleton Station Village: Survey #1

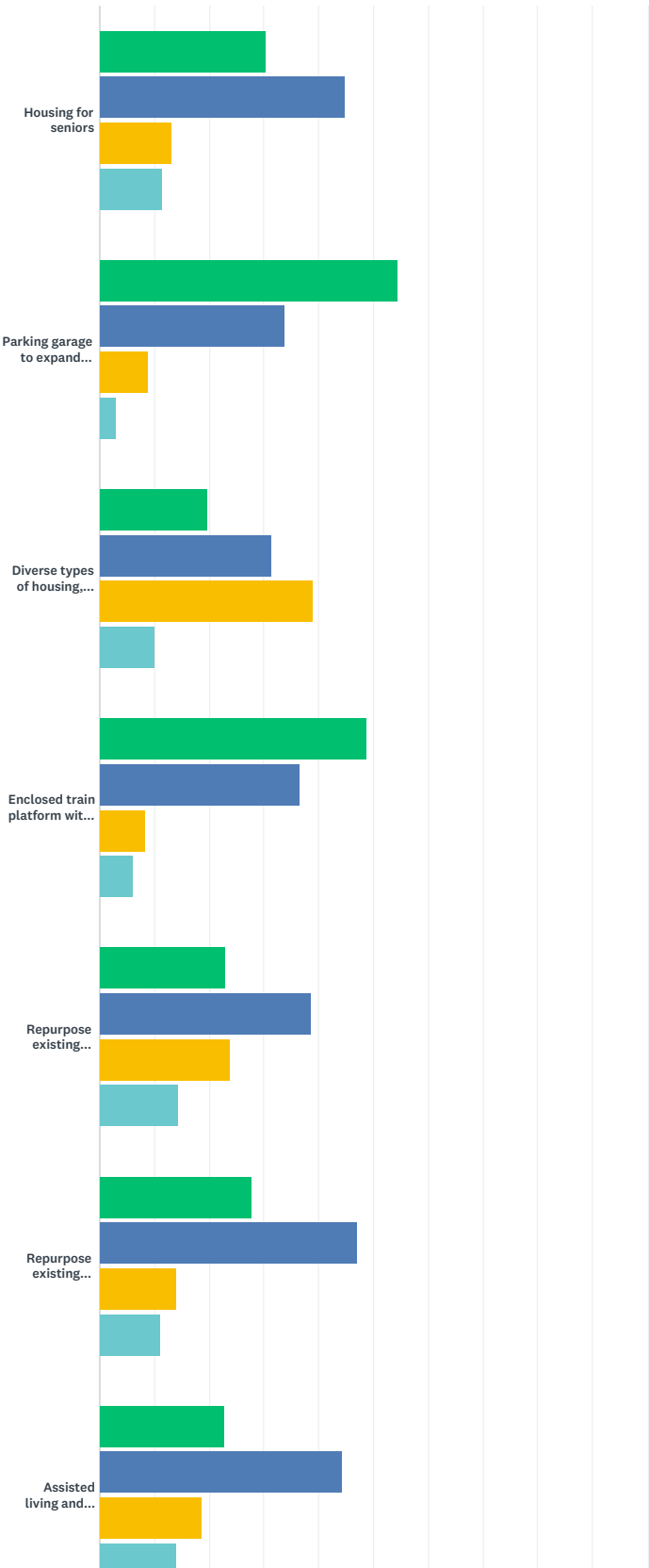


	GREAT IDEA!	WORTH CONSIDERING	BAD IDEA	I'M NOT SURE/NO OPINION	TOTAL
Coffee shop	56.50% 265	31.34% 147	9.17% 43	2.99% 14	469
Restaurant (no drive through)	38.28% 178	39.35% 183	16.34% 76	6.02% 28	465
Brewery/pub	41.94% 195	28.82% 134	21.94% 102	7.31% 34	465
Convenience store	18.81% 85	31.19% 141	36.95% 167	13.05% 59	452
Bakery, ice cream shop, deli, other type of take-out food service	42.40% 198	39.40% 184	11.99% 56	6.21% 29	467
Professional or business office	15.42% 70	39.65% 180	31.94% 145	13.00% 59	454
Medical office	13.08% 59	38.14% 172	32.37% 146	16.41% 74	451
Pharmacy	10.67% 48	33.56% 151	39.56% 178	16.22% 73	450
Light industry	6.95% 31	24.66% 110	48.43% 216	19.96% 89	446
Elder care	21.30% 98	43.04% 198	18.26% 84	17.39% 80	460
Personal services, e.g., hair salon, dry cleaner/tailor/seamstress, tutoring services, bicycle repair shop	21.98% 100	41.32% 188	22.64% 103	14.07% 64	455
Pet day care service	17.70% 80	38.72% 175	23.01% 104	20.58% 93	452
Yoga studio	20.89% 94	36.22% 163	20.89% 94	22.00% 99	450
Boutique hotel	8.85% 40	32.08% 145	43.81% 198	15.27% 69	452
Start-up space for small businesses, like a co-work space or small business incubator	25.70% 120	45.18% 211	17.34% 81	11.78% 55	467

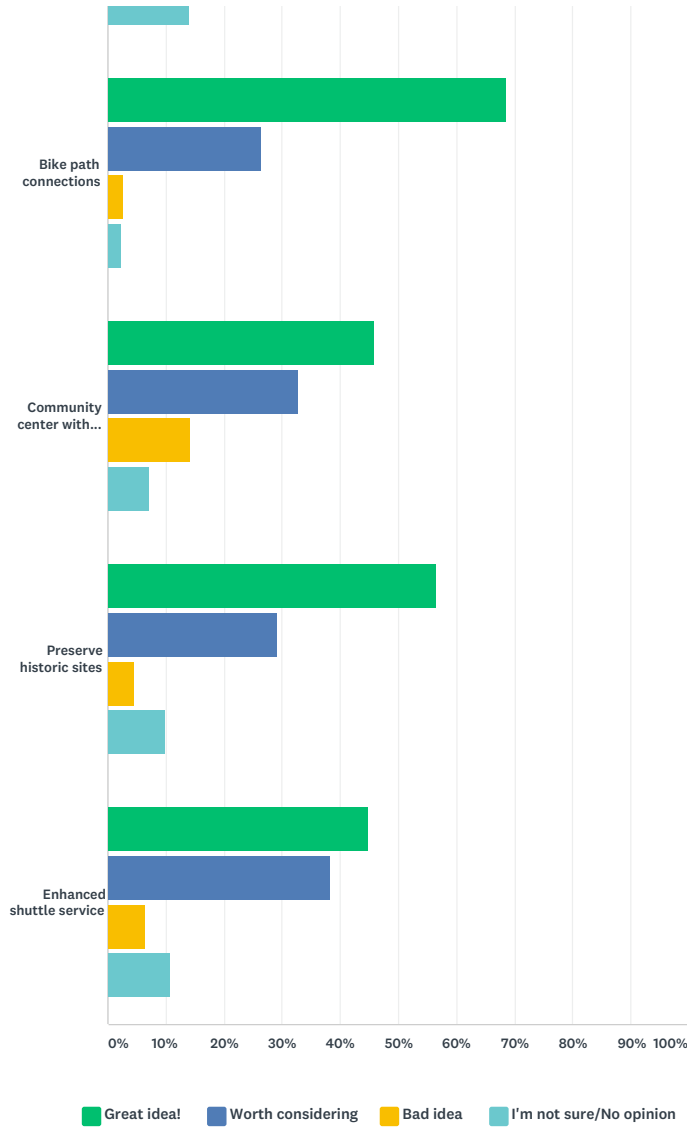
Littleton Station Village: Survey #1

Q8 When we asked people at the visioning meetings what they think the opportunities are in Littleton Station Village, they had several ideas. The are listed below. Please check the ideas that you consider to be opportunities, too.

Answered: 488 Skipped: 76



Littleton Station Village: Survey #1

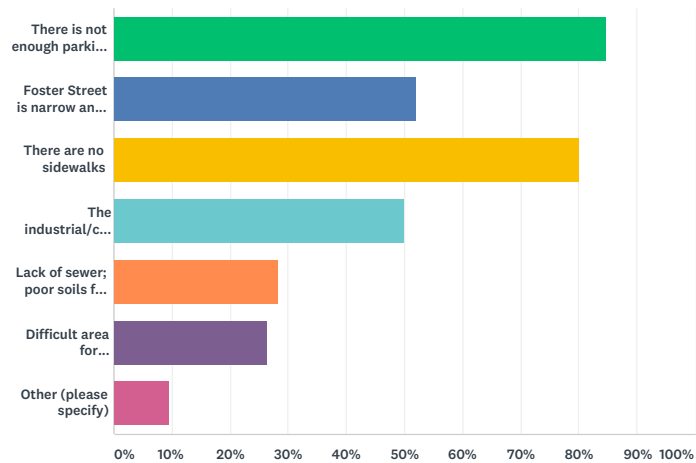


	GREAT IDEA!	WORTH CONSIDERING	BAD IDEA	I'M NOT SURE/NO OPINION	TOTAL	WEIGHTED AVERAGE
Housing for seniors	30.41% 142	44.75% 209	13.28% 62	11.56% 54	467	2.06
Parking garage to expand parking options at the train station	54.39% 260	33.89% 162	8.79% 42	2.93% 14	478	1.60
Diverse types of housing, such as townhouses or multifamily residences	19.67% 94	31.38% 150	38.91% 186	10.04% 48	478	2.39
Enclosed train platform with a coffee shop	48.84% 231	36.58% 173	8.46% 40	6.13% 29	473	1.72
Repurpose existing buildings for housing	22.98% 108	38.72% 182	23.83% 112	14.47% 68	470	2.30
Repurpose existing buildings for artisanal workshops and live/work spaces	27.81% 131	47.13% 222	14.01% 66	11.04% 52	471	2.08
Assisted living and nursing care, increased mobility for elders	22.86% 107	44.44% 208	18.59% 87	14.10% 66	468	2.24
Bike path connections	68.70% 327	26.26% 125	2.73% 13	2.31% 11	476	1.39
Community center with fitness center, pool, theater, arts, etc.	45.78% 217	32.91% 156	14.14% 67	7.17% 34	474	1.83
Preserve historic sites	56.48% 266	29.09% 137	4.67% 22	9.77% 46	471	1.68
Enhanced shuttle service	44.68% 210	38.30% 180	6.38% 30	10.64% 50	470	1.83

Littleton Station Village: Survey #1

Q9 We also asked people to comment on what they consider significant weaknesses or problems at Littleton Station Village. We have listed several of their comments here. Do you agree? Check items that you consider significant weaknesses or problems, too, or add your own ideas under "other."

Answered: 482 Skipped: 82

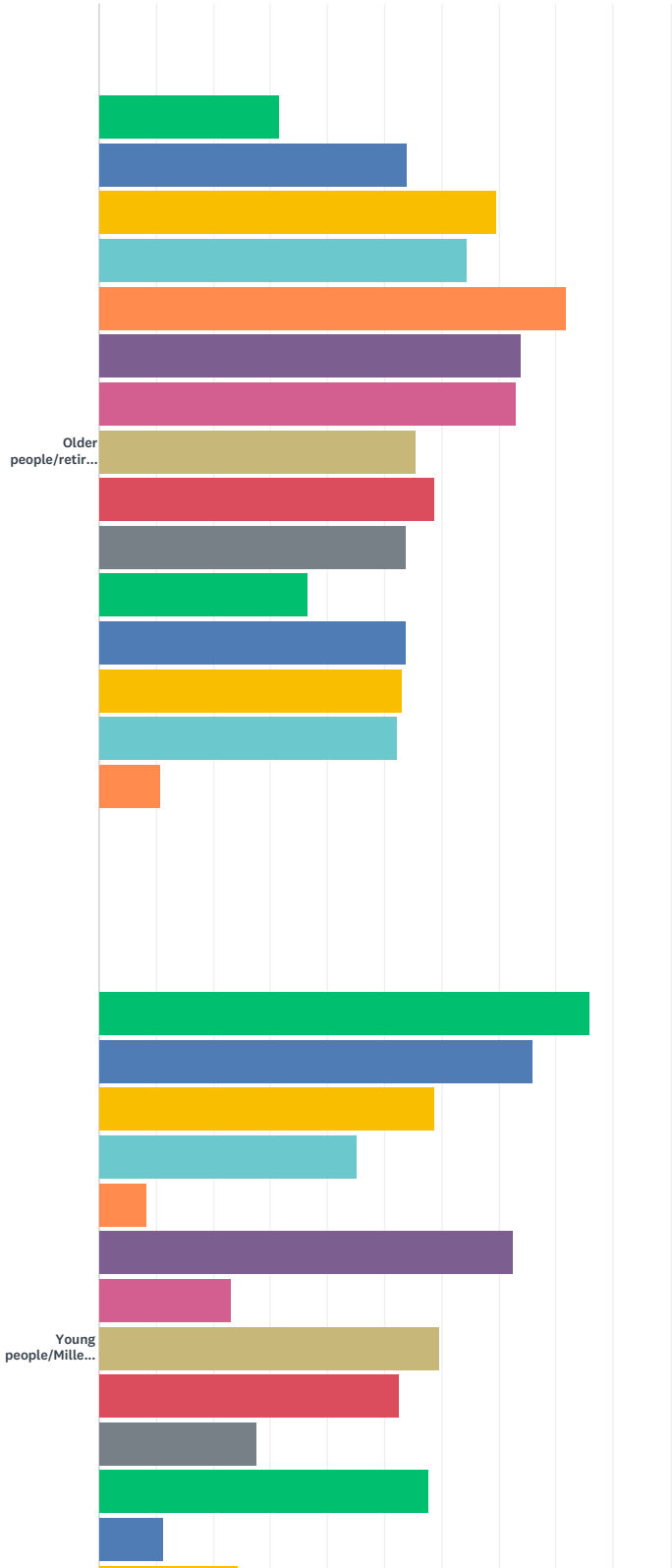


ANSWER CHOICES	RESPONSES	
There is not enough parking at the train station	84.65%	408
Foster Street is narrow and dark	52.07%	251
There are no sidewalks	80.08%	386
The industrial/commercial buildings near the train station have a lot of vacant space	50.00%	241
Lack of sewer; poor soils for onsite wastewater disposal	28.22%	136
Difficult area for office/retail development	26.35%	127
Other (please specify)	9.54%	46
Total Respondents: 482		

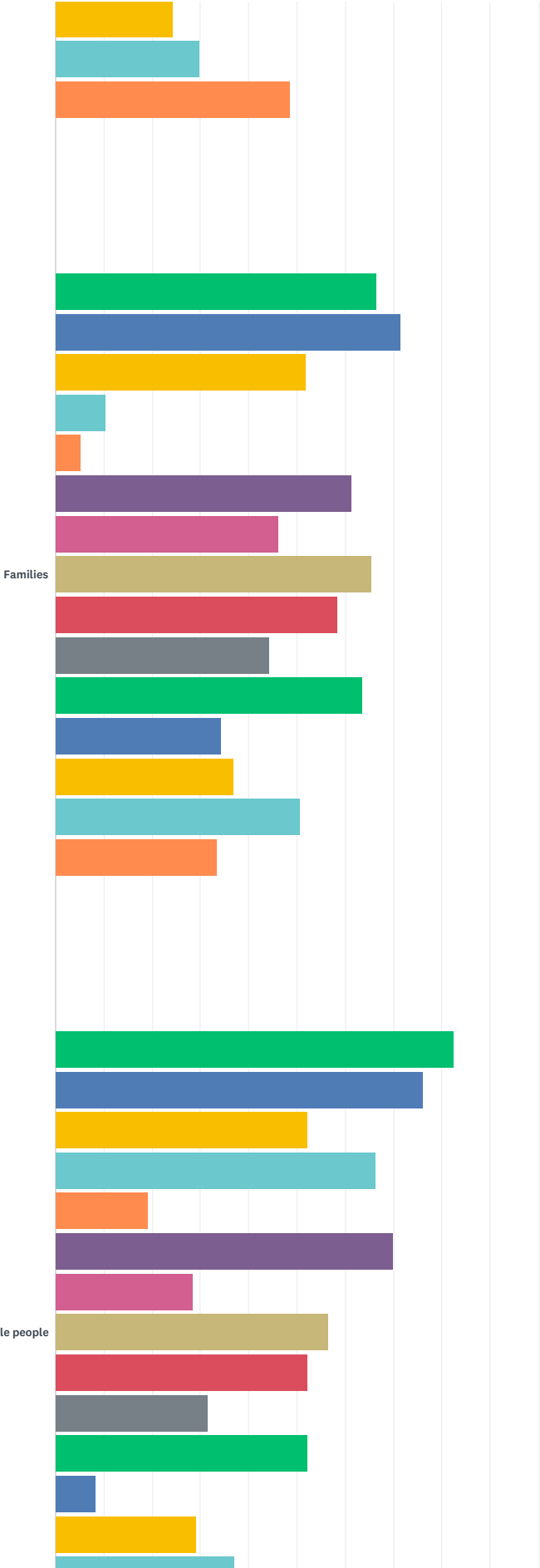
Littleton Station Village: Survey #1

Q10 We'd like to know what kinds of services, facilities, and housing will be needed in Littleton in the future, who needs them, and which would be worth considering for Littleton Station Village. Below is a list of some of the population groups and household types that live in Littleton today, based on what participants in the visioning session had to say. Please indicate what groups might benefit from each of the following items.

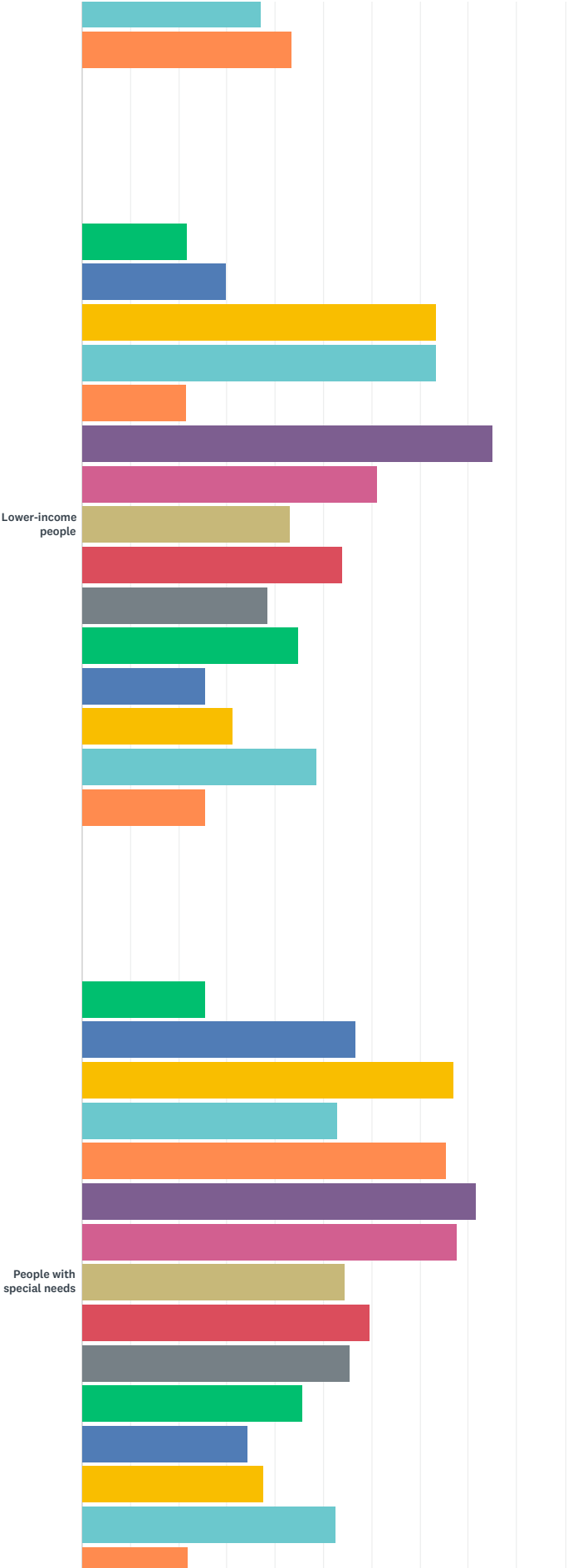
Answered: 470 Skipped: 94



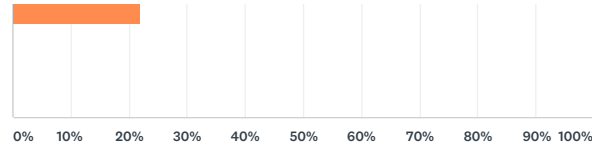
Littleton Station Village: Survey #1



Littleton Station Village: Survey #1



Littleton Station Village: Survey #1



- Breweries, restaurants
- Take-out/delivery/prepared meals
- Access to recreation without a car
- Small housing units
- One-floor living
- Public transportation
- Easy access to health care
- Arts, creativity, involvement opportunities
- Convenient shopping
- Pharmacy
- Indoor/outdoor recreation
- Day care or elder care
- Peace and quiet
- Community center
- Availability of high tech

	BREWERIES, RESTAURANTS	TAKE- OUT/DELIVERY/PREPARED MEALS	ACCESS TO RECREATION WITHOUT A CAR	SMALL HOUSING UNITS	ONE- FLOOR LIVING	PUBLIC TRANSPORTATION	EASY ACCESS TO HEALTH CARE	ARTS, CREATIVITY, INVOLVEMENT OPPORTUNITIES	C
Older people/retired people	31.53% 140	54.05% 240	69.59% 309	64.41% 286	81.76% 363	73.87% 328	72.97% 324	55.41% 246	
Young people/Millennials	85.88% 371	75.93% 328	58.80% 254	45.14% 195	8.33% 36	72.69% 314	23.15% 100	59.72% 258	
Families	66.44% 297	71.59% 320	51.90% 232	10.51% 47	5.15% 23	61.30% 274	46.31% 207	65.55% 293	
Single people	82.41% 342	76.14% 316	52.29% 217	66.27% 275	19.28% 80	69.88% 290	28.43% 118	56.39% 234	
Lower-income people	21.77% 86	29.87% 118	73.42% 290	73.42% 290	21.52% 85	85.06% 336	61.01% 241	43.04% 170	
People with special needs	25.52% 98	56.77% 218	77.08% 296	52.86% 203	75.52% 290	81.51% 313	77.60% 298	54.43% 209	